

Snap-On Smile Rx Form

Customer Information

PATIENT MALE FEMALE AGE _____

ACCOUNT NUMBER _____

DR. / OFFICE NAME _____

ADDRESS _____

PHONE _____ EMAIL _____

DR.'S LICENSE NUMBER _____ SIGNATURE _____

Designing the Smile with the Patient

Please call to discuss when you receive the case.
 Snap-On Smile will add a minimum of .5mm - .75mm of buccal and lingual thickness and at least .5mm of occlusal thickness. Dental Masters sells a Snap-On Smile Starter Kit with a demo model and appliance designed to show patients exactly how this technology works.

1. Tooth Numbers What tooth numbers does the appliance cover?

Upper Appliance: Tooth# _____ to # _____
 Lower Appliance: Tooth# _____ to # _____

2. Tooth Length Provide the desired length of teeth.

Discuss all of these options with the patient.

#8 _____mm, #9 _____mm
 Design laterals _____mm shorter vs. the centrals.
 The average length for a central is 10-11mm.

#24 _____mm, #25 _____mm
 Design laterals _____mm shorter vs. the centrals.
 The average length for lower centrals is 7-8mm.
 Appliance will always add at least 1mm in length to natural teeth.

3. Alignment

- Enhance the alignment. (Lab default)
 - Enhancement is often the best choice vs. ideal alignment to avoid bulky and oversized teeth.
- Idealize the alignment.
 - All teeth are brought out to be in alignment with the most prominent anterior tooth. Caution: using the most prominent tooth as the guide can sometimes add too much bulk. Review the most prominent tooth and determine consequences of bulk to align. An improvement/esthetic enhancement may be the better choice.
- Keep existing alignment — keep bulk and size of the teeth to a minimum.

4. Occlusion

- Leave an anterior open centric — minimize lingual bulk on the maxillary teeth and/or lower anterior flare, thickness and length. (Lab default)
- Establish or maintain anterior centric occlusion — this may cause the lingual of the anterior teeth to be bulky. When making an upper and lower appliance, the lower anteriors may have to be flared and lengthened facially to maintain centric occlusion, which the patient may not tolerate.

5. V.D.O. (Open patient's bite)



- Please design with posterior occlusal holes to minimize the bite opening. (There are limited cases where occlusal holes can be placed without weakening the appliance.)
- Yes, open the bite _____mm in the anterior or posterior. (5mm is the Lab default)

6. Shade

The DenMat Snap-On Smile® Shade Guide is strongly recommended since it is made of the same material as the appliance. When using an alternative shade guide, the Lab will pick the closest corresponding Snap-On Shade, but it will not be an exact match.

- Pre-op Shade (If the requested shade is radically different from the patient's actual shade, the lab may need to thicken the appliance to mask it out.) _____
- Requested Shade (Choose one option below)
 1. Snap-On Smile Shade Guide - Recommended (Circle choice)
 S1 S2 S3 S4 S5 S6 S7 S9 S13 S17 S20
 2. Vita Classic Shade: _____ (Will not be an exact match)

7. Shape

- Natural** Existing shape and form maintained, restoration that mimics nature. (Lab default) 
- Hollywood** Changes the original form and shape. Generally follows Golden Proportions. 




8. Gingival Margins

- No changes — follow patient's existing tissue margins. (Lab default)
- Lengthen the gingival margins on tooth/teeth # _____
- Stop at height of contour # _____







9. Extraction

- No extractions
- The following teeth will be extracted # _____

10. Pontic Design (Check one)

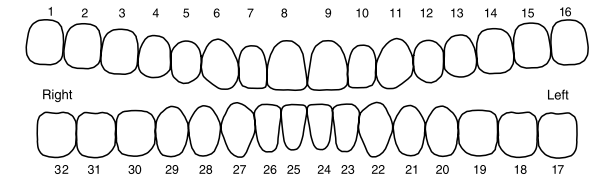
- Full Ridge (Lab default) 
- Saddle 
- Ovate 

11. Appliance Selection (Partial arch available for 5 or fewer teeth)

- Edentulous spans with 2 abutments > 22mm and < 40mm (Full Arch) 
- Correcting severe buccal inclinations, misalignment, crooked teeth 
- Malocclusion, bruxers, multiple missing teeth, crossbite 
- Appropriate for certain Class III bites (underbites) 
- Embedded Implants (up to 3) 
- Limited retention: Master model may be altered to include retention buttons with corresponding stint. 

12. Teeth

Select the teeth to be restored:



13. Additional Services

- I would like a digital preview (not available with a rush) — \$25 additional charge.
- I would like a duplicate appliance at 25% off (order must accompany original case submission). Highly recommended for bruxers and excessive users.
- Clean model fees — Light: N/C Moderate: \$25 Heavy: \$50 *Only charged if cleaning is needed to proceed with case.*
- Digital print model fee — \$18 per arch
- Imbedded implant (up to 3) — \$50

All delivery days are listed in lab working days, starting from date of case acceptance (including acceptable impressions/models, bite registration, and complete prescription information). Working days do not include the date the case is shipped, time in transit, weekends or holidays. Outbound shipments require a standard \$15 U.S. flat fee per case.

STANDARD

5 working days.

Standard 5-day turnaround time from approval date (no charge)

RUSH

Rush Fees — Business days, not calendar days

4-day turnaround — \$100 per arch (Digital preview is not possible with this option.)

Shipping address:

Santa Rosa Location
3175 Range Avenue
Santa Rosa, CA 95403
800-368-8482

Sacramento Location
2628 El Camino Ave
Sacramento, CA 95821
800-368-8482

Modesto Location
1317 Oakdale Rd #1140
Modesto, CA 95355
800-368-8482

SNAP-ON SMILE PRICING

Full Arch		Partial Arch	
US standard pricing	\$549.99	US standard pricing	\$300
Canadian pricing	\$649.99	Canadian pricing	\$359

NOTES

FOR DML LAB USE ONLY

DATE RECEIVED #: _____ PAN #: _____

OPEN INITIALS: _____

Snap-OnSmile Limited Warranty

Dental Masters Laboratory ("Dental Masters") warrants, for a period of six (6) months, from the date the original Snap-On Smile is received at the office of the prescribing doctor, that the appliance will be free from defects in materials or workmanship. In the event of a defect in materials or workmanship, the exclusive remedies are limited to the appliance covered by this warranty and are listed below.

Please inspect the product and for the first 30 days, if you discover that the Rx, or an approved revision of your Rx, where changes made by you, an office representative and the lab, were not followed, the lab will repair or remake your restoration without affecting the warranty. After 90 days, there will be a \$49.00 handling fee (US dollars) per arch for all warranty claims.

After 30 days, Dental Masters will, at its option, repair or replace a Snap-On Smile appliance that proves to be defective in materials or workmanship despite adherence to the original prescription instructions. Dental Masters's warranty obligation is limited to a one-time replacement of the Snap-On Smile appliance, and Dental Masters makes no warranty, express or implied, with respect to the replacement arch. Dental Masters will not repair or replace existing crowns or bridgework, nor will Dental Masters cover any dental fees associated with the Snap-On Smile appliance repair or replacement.

This Limited Warranty only covers defects in materials and workmanship to the original Snap-On Smile appliance, and does not cover breakage or loss during ordinary consumer use. It does not cover damage caused by accidents, abuse, improper installation, failure of supporting tooth or tissue structures, improper adjustments, grinding, bruxing, or improper dental hygiene. If the Dental Masters Lab inquires about the margin, model, or impression, but the customer asked us to proceed, it will be made without any warranty.

To obtain warranted coverage, please return all working models, previous impressions, and original product for evaluation. If a discrepancy arises you may be subject to additional fees. If the original product is not returned, a return deposit will be invoiced until the product is returned.

Your Rights Under Country Law:

This warranty gives you specific legal rights and you may also have other rights which vary from country-to-country. Some countries do not allow the exclusion or limitation of incidental or consequential damages, so the above limitation or exclusion may not apply to you. In addition, some countries do not allow limitations on how long an implied warranty lasts, so the above limitation may not apply to you.

Our Contact Information

If you have questions or comments about our terms and conditions, we are here for you Monday through Friday from 6 a.m. to 5 p.m. (Pacific Time). Please feel free to contact our Customer Service team at any of our three locations:

Santa Rosa Location
3175 Range Avenue
Santa Rosa, CA 95403
800-368-8482

Sacramento Location
2628 El Camino Ave
Sacramento, CA 95821
800-368-8482

Modesto Location
1317 Oakdale Rd #1140
Modesto, CA 95355
800-368-8482

We thank you for your business.



800-368-8482
dentalmasters.com